

Kanagawa Travel Guide



Tokyo Day Trip

– Kanagawa travel Info –

<https://trip.pref.kanagawa.jp/>

Plan your trip at Kanagawa Official Tourism Site. Make a travel plan.
Let's create an itinerary. Find the best sightseeing course.

Nature

Kanagawa is surrounded by rich natural environments such as the sea and mountains. You can enjoy beautiful natural sceneries, and experience fun activities such as marine sports, hiking, and hot springs.



Art

Kanagawa that has rich nature and many sight-seeing spots was loved by many artists. Therefore, many museums of fine arts and literature were established in various parts of the prefecture.



Culture

Since there was the old Tokaido Road in the Edo period, the eastern culture in Edo and the western culture in Kyoto were exchanged through the road, and a unique culture has developed in Kanagawa.



Gourmet

Fresh seafood caught in the Sagami Bay and various kinds of agricultural products grown in the mild weather. You can enjoy the unique dishes cooked with rich ingredients from the sea and mountains.



History

Many valuable historic sites such as castles in the Age of Civil Wars and old temples and shrines remain in Kanagawa. You can still feel the atmosphere of good old days of the port town in Yokohama, which was the center of modernization.



Welcome to Kanagawa!

Kanagawa located to the south of Tokyo has various travel destinations such as Hakone known for its natural beauty, Kamakura, the old capital, and Yokohama known for opening its port to foreign countries. This booklet in your hand will introduce the attractions of Kanagawa, a perfect place as a great day-trip destination. Please visit Kanagawa to make your travel deeper and more memorable!

CONTENTS

Introduction of the whole areas / Access . . .	3-4
Visit popular spots in Yokohama	5-6
Savor Deep Yokohama	7-8
Kamakura, the Old Capital	9-10
Explore Kamakura and Enoshima by local train	11-12
Enjoy the nature of the sea in Miura Peninsula	13-14
Enjoy the nature and superb views in Oyama	15-16

Photo credit: Yokohama Visitors Guide, Kamakura City,

Gourmet culture in Odawara	17-18
Enjoy the history and nature of Hakone	19-20
Explore the art world in Hakone using fun vehicles	21-22
How to savor sake and beer brewed in Kanagawa	23-24
Kanagawa's Gourmet & Souvenirs	25-26
What you can experience in Kanagawa	27-28
To enjoy your trip more	29-30

The categories of each spot and data contents such as addresses are displayed with the following icons.

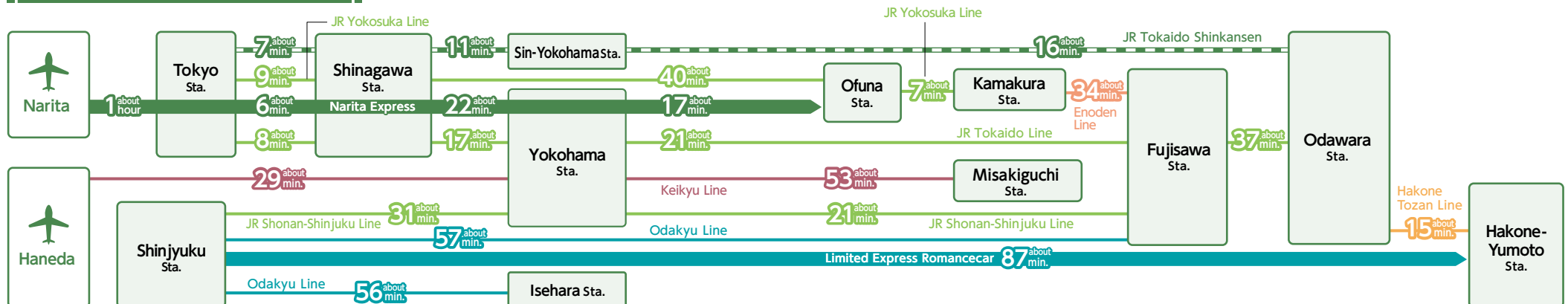
Good view	History	Shopping
Gourmet	Art	Experience
Culture	Scenic and Nature	
Address	Opening hours	URL

Fujisawa City, Miura City Tourist Accosication, Isehara Tourist Association, Town of Hakone, Kariagawa Photo Library

Kanagawa Sketch Map and Access from Narita, Tokyo and Haneda



Access to KANAGAWA



Visit popular spots in Yokohama

Yokohama has a lot of beautiful scenery of the port town. It also has a wide variety of shopping spots and restaurants.



3



Yokohama Red Brick Warehouse

This commercial facility was originally a customs inspection house in the Meiji/Taisho periods. The 1st building is a public hall, and the 2nd building is a shopping facility that houses a restaurant with live music, food court, variety stores, etc. Various events are held in the square.

1-1 Shinko, Naka-ku, Yokohama City
 1st building: 10:00-19:00
 2nd building: 11:00-20:00
<https://www.yokohama-akarenga.jp/>

Scan here to view Google Map.



4



Yamashita Park

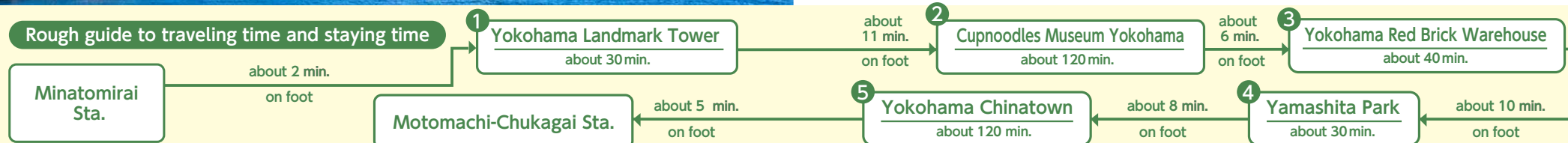
This park has many highlights such as an ocean view, monuments, etc. You can enjoy seeing ships crossing the Yokohama Bay Bridge and Yokohama Port. Also, this park is famous for roses. There will be many roses in full bloom in spring and fall.

279 Yamashitacho, Naka-ku, Yokohama City
 Admission free

Scan here to view Google Map.



Rough guide to traveling time and staying time



1



Yokohama Landmark Tower

This skyscraper has 70 floors on the ground and a height of 296m. There are about 170 fashion retailers and restaurants in the shopping mall. You can enjoy a 360-degree panorama at the observation deck on the 69th floor.

Scan here to view Google Map.



2-2-1 Minatomirai, Nishi-ku, Yokohama City
 Sky Garden 10:00-21:00 (Last entry: 20:30)
<https://www.yokohama-landmark.jp/transer/english.html>

2



Cupnoodles Museum Yokohama

This museum provides you with opportunities to learn about instant ramen, having fun. You can make your original "cupnoodles" that have your favorite soup and ingredients in a cup you designed.

Scan here to view Google Map.



2-3-4 Shinko, Naka-ku, Yokohama City
 10:00-18:00 (Last entry: 17:00),
 Closed on Tuesdays
<https://www.cupnoodles-museum.jp/en/yokohama/>

5



Yokohama Chinatown

Yokohama Chinatown is one of the world's largest China towns where more than 600 Chinese restaurants gather and many tourists visit. It is a popular gourmet spot and has many sightseeing spots such as Kantei-byo.

Scan here to view Google Map.



Yamashitacho, Naka-ku, Yokohama City
 Depending on the store
<https://www.chinatown.or.jp/>

Mini-column

Selected ramen shops throughout Japan gather here!

Shin-Yokohama Ramen Museum



The first food amusement park in the world. Selected ramen shops in Japan stand side by side in the museum where nostalgic streets were reproduced.

2-14-21 Shinyokohama, Kohoku-ku, Yokohama City
 11:00-21:30 (weekdays and Saturdays),
 10:30-21:30 (Sundays and national holidays)
<http://www.raumen.co.jp/english/>

Scan here to view Google Map.



Savor Deep Yokohama

This course will give you knowledge on the history and tradition of Yokohama and the lives of local people.



3



Tea Ceremony Room Kaikoh-an

This tea ceremony room is located on the 65th floor of Yokohama Royal Park Hotel. You can enjoy Japanese traditional "green tea", seeing Mt. Fuji out of the window.

Yokohama Royal Park Hotel 65F, 2-2-1-3 Minatomirai, Nishi-ku, Yokohama City
11:00-17:00
<https://www2.yrph.com/en/facilities/tea-ceremony-room>

Scan here to view Google Map.



4



Yokohama Noh Theater

Noh and Kyogen, Japanese traditional performing arts are performed in this theater. The Noh stage which is almost 140 years old is precious. A facility tour is held once a month. Sightseeing is available when there is no performance.

27-2 Momijigaoka, Nishi-ku, Yokohama City
9:00-18:00
<http://ynt.yafjp.org/en/>

Scan here to view Google Map.



Rough guide to traveling time and staying time



1



Nippon Maru Memorial Park

This facility has the adjoining sail training ship, "Nippon Maru" and "Yokohama Port Museum". The stone masonry dock where Nippon Maru is preserved is a national important cultural property.

2-1-1 Minatomirai, Nishi-ku, Yokohama City
10:00-17:00 (Last entry: 16:30),
Closed on Mondays
<http://www.nippon-maru.or.jp/foreign/>

Scan here to view Google Map.



2



Orbi Yokohama

This is an entertainment facility where you can have unusual nature experiences. You can enjoy lively experiences with great nature videos that use high technology in the world of real animals.

3-5-1 Minatomirai, Nishi-ku, Yokohama City
9:00-21:00 (Open until 22:00 on Fridays-Sundays and the day before national holidays. Last entry: 1 hour before the closing)
<http://orbiearth.jp/en/about/>

Scan here to view Google Map.



5



Noge Kouji

A famous bar district in Yokohama. You can enjoy a deep atmosphere at the district where bars featuring traditional Yokohama specialties, Japanese-style bars, etc. stand in a row.

Nogecho, Naka-ku, Yokohama City
Depending on the store

Scan here to view Google Map.



Mini-column

Japanese culture is represented in a vast Japanese garden.

Sankeien Garden

In the vast garden with 175,000 square meter, historical buildings relocated from Kyoto and Kamakura are arranged. You can see a Japanese garden and precious wooden buildings here. This place is also famous for seasonal flowers.



58-1 Honmoku Sannotani, Naka-ku, Yokohama City
9:00-17:00 (Last entry: 16:30)
<https://www.sankeien.or.jp/en-about/index.html>

Scan here to view Google Map.

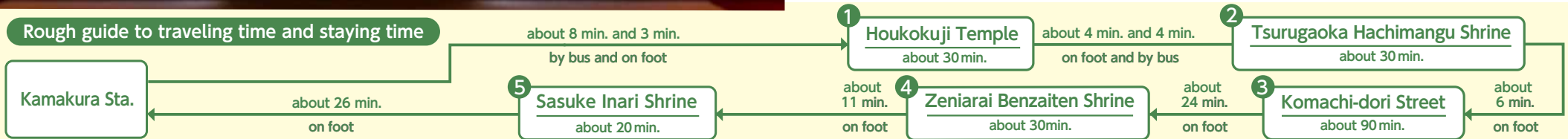


Kamakura, the Old Capital

Kamakura, the old capital of samurai has many shrines and temples with beautiful Japanese gardens.



Rough guide to traveling time and staying time



1



Houkokuji Temple

An ancient temple that is famous for a bamboo forest with around 1,000 moso bamboos and Japanese rock garden. You can enjoy green tea, seeing the fantastic bamboo forest. The contrast of autumn leaves and the bamboo forest is stunning in fall.

📍 2-7-4 Jomyoji, Kamakura City
🕒 9:00-16:00
🌐 <https://houkokuji.or.jp/>



2



Tsurugaoka Hachimangu Shrine

This Shrine that is said to be a symbol of Kamakura. It was relocated to the current place by Yoritomo Minamoto who founded Kamakura shogunate and designated it as the center of Kamakura. Cherry blossoms in spring, lotus flowers in summer, autumn leaves in fall and peony flowers in winter are beautiful.

📍 2-1-31 Yukinoshita, Kamakura City
🕒 6:00-20:30
🌐 <http://www.tsurugaoka-hachimangu.jp/>



3



Komachi-dori Street

This shopping street connects Kamakura Station with Tsurugaoka Hachimangu. The street is lined with souvenir shops and restaurants. You can enjoy various foods such as Japanese dishes and Japanese confectionery. The young of sardines yielded in the adjacent waters of Kamakura is a specialty.

📍 Komachi, Kamakura City
🕒 Depending on the store
🌐 <http://www.kamakura-komachi.com/>



4



Zeniarai Benzaiten Shrine

It is believed that if you wash coins with the spring water in this shrine, you will be blessed. You can find the miraculous water for washing coins in the back of the cave. Many people visit this shrine to pray for economic fortune and a thriving business.

📍 2-25-16 Sasuke, Kamakura City
🕒 Admission free



5



Sasuke Inari Shrine

Forty nine vermillion red torii gateways can be found in a spiritual atmosphere in this shrine. Many white foxes that are divine messengers are enshrined in the precinct. You can enjoy autumn leaves here in fall.

📍 2-22-12 Sasuke, Kamakura City
🕒 Admission free
🌐 <http://sasukeinari.jp/>



Mini-column

Manufacturers of Japanese Swords and Iron Craftworks

📍 Masamune Sword and Blade



Masamune is the most famous Japanese swordmaker. This factory established the style called Soshu den (swords from Sagami Province), and it has produced Japanese kitchen knives and Western kitchen knives. The cutting quality is brilliant.

📍 13-29 Onarimachi, Kamakura City
🕒 8:30-17:00
🌐 <http://www.sword-masamune.com/en/>



Explore Kamakura and Enoshima by local train

You can visit the Great Buddha, Ajisai temples and Enoshima known as sightseeing spots in this course.



3



Benzaiten Nakamise-dori Street

The shopping street that runs from the entrance of Enoshima to Enoshima Shrine. The street is lined with Japanese-style hotels, restaurants, and souvenir shops. You can enjoy the young of sardines, sashimi and turban shells yielded in the local area, Meoto buns, a specialty of Enoshima and rice crackers with octopus.

📍 2-1-7 Enoshima, Fujisawa City
🕒 Depending on the store
🌐 <http://www.discover-fujisawa.jp/>

Scan here to view Google Map.



4



Enoshima Shrine

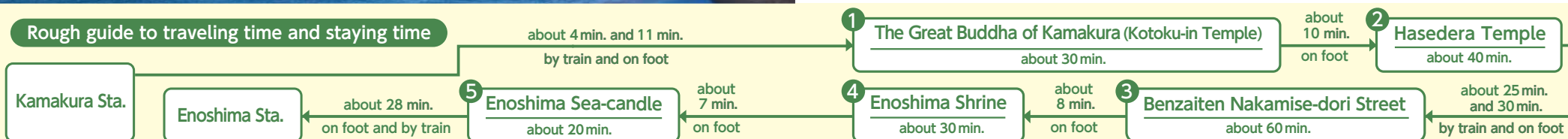
This shrine consists of Hetsumiya, Nakatsumiya and Okutsumiya. Three goddesses who preside over the safety of voyage are enshrined here. The shrine is also worshiped as Benzaiten, a sea goddess.

📍 2-3-8 Enoshima, Fujisawa City
🕒 8:30-16:30
🌐 <http://enoshimajinja.or.jp/>

Scan here to view Google Map.



Rough guide to traveling time and staying time



1



The Great Buddha of Kamakura (Kotoku-in Temple)

A Buddhist temple that is famous for the Great Buddha of Kamakura, a national treasure. The height of the Great Buddha is about 11.3 m, and the weight is about 121 ton. It's known for a poem of Yosano Akiko.

📍 4-2-28 Hase, Kamakura City
🕒 April-September: 8:00-17:30,
October-March: 8:00-17:00
🌐 <https://www.kotoku-in.jp/en/>

Scan here to view Google Map.



2



Hasedera Temple

A Buddhist temple popular as the "Temple of Flowers". In particular, it's famous for hydrangeas, irises, plums, camellias and autumn leaves. There is an observation tower where you can see the superb views of adjacent waters of Kamakura and the town scenery. There is also the Kannon Museum.

📍 3-11-2 Hase, Kamakura City
🕒 8:00-17:00, 8:00-16:30 (winter season)
🌐 <https://www.hasedera.jp/en/>

Scan here to view Google Map.



5



Enoshima Sea-candle

This lighthouse has two observation floors; indoors and outdoors. You can see beautiful scenery of Mt. Fuji and the sunset. At the adjoining botanical garden, "Samuel Cocking Garden", you can enjoy seasonal flowers and plants.

📍 2-3-28 Enoshima, Fujisawa City
🕒 9:00-19:30
🌐 <https://enoshima-seacandle.com/>

Scan here to view Google Map.



Mini-column

Popular Local Train Enoden

🚆 Enoshima Electric Railway



The trains slowly running between Kamakura Station and Fujisawa Station are popular among tourists. There are different sections; the section where you can see the ocean, the section where trains run through small residential areas and the section where trains run on streets. You can enjoy one of the most attractive sceneries seen out of a train window in Japan.

🌐 <https://www.enoden.co.jp/en/>

Scan here to view the website.



Enjoy the nature of the sea in Miura Peninsula

Let's travel the Miura Peninsula by bicycle!
Jogashima received a mark of two stars in the Michelin Green Guide Japan.



3



Tuna Dishes

There are many tuna restaurants in Misaki. "Misakikan Main Store" is a long-established Japanese-style hotel with a history of longer than 100 years. It's famous as a hotel that served "steamed tuna's head" for the first time in Japan.

📍 5-2-9 Misaki, Miura City
🕒 11:00-15:00, 17:00-20:00
(Reservations required at night, No fixed holidays)
🌐 <https://us.misakikan.com/>

Scan here to view Google Map.



4



Jogashima Park


You can go to Jogashima Island by crossing a bridge from a town in Misaki. There remains wild natural scenery at the southern end, and there is a hiking course where you can enjoy a beautiful lighthouse and ocean views. You can enjoy seasonal flowers there.

📍 Jogashima, Misakimachi, Miura City
🕒 8:00-17:00 (Open until 19:00 from April to September). Open all year round
🌐 <https://www.miura-info.ne.jp/jogashima/park/>

Scan here to view Google Map.



Rough guide to traveling time and staying time



1



Miura City Misaki Seafood Regional Wholesale Market

Misaki Fishing Port is proud of its catch of tuna. If there is a transaction of tuna at the fish market, you can see it from the connecting corridor on the second floor. Also, you can enjoy fresh fish dishes at the dining hall.

📍 5-245-7 Misaki, Miura City
🕒 Check the calendar on the website for the schedule of the transaction of tuna. The fish market tour is available around 6:00-9:30 a.m.
🌐 <http://www.city.miura.kanagawa.jp/hisho/eng/sightseeing.html>

Scan here to view Google Map.



2



Misaki Fisherina Wharf Urari

Misaki Port Direct Market Center sells tuna and local vegetables. Tuna and fish caught in the Sagami Bay are sold at the "Fish Section" on the first floor. Fresh vegetables harvested in Miura are sold at the "Vegetable Section" on the second floor.

📍 5-3-1 Misaki, Miura City
🕒 9:00-17:00 (Sundays: 7:00-17:00).
🌐 Open all year round
🌐 <http://www.umigyo.co.jp/>

Scan here to view Google Map.



5



Miura-kaigan Beach

The largest beach in Miura Peninsula is crowded with many sea bathers in summer. You can enjoy walking on a quiet beach in an off-season. The scenery of the sea and the Boso Peninsula on the other side is splendid on a sunny day.

📍 Kamimiyada Shimouramachi, Miura City

Scan here to view Google Map.



Mini-column

Travel the Miura Peninsula by rental bike!



Miura Peninsula has hills and valleys, so you can enjoy various landscapes while cycling. The cycling roads where you can enjoy cycling, seeing the sea, narrow paths in the port town, and the paths in the fields spreading on the hill, etc. You can find the docking ports at Misakiguchi Station, Misaki Port, Jogashima, and Miura Coast.

🌐 <https://www.miuracycle.com/>

Scan here to view the website.



Enjoy the nature and superb views in Oyama

Mt. Oyama has been the object for mountain worship since the Edo period, and many worshippers have visited there. Enjoy the superb views from the summit of the mountain or the observation deck on sunny days.

3



Niju Falls

You can find Niju Falls at the place where ablutions were performed in the "Pilgrimage to Oyama". A story that Dragon God appeared there has been passed down through generations. There is Nijusha Shrine near the waterfalls.

Scan here to view Google Map.

📍 Oyama, Isehara City



4




Observation deck

You can enjoy a great view from the observation deck, which is located a little down east from the summit of Mt. Oyama. There is a square where tables and chairs are equipped, so this place is recommended for taking a break in hiking.

Scan here to view Google Map.

📍 Oyama, Isehara City

1



Koma Sando


The approach with 362 stone steps that connect Oyama Cable Station and Oyama cable car station is called "Koma Sando". The approach is lined with restaurants where you can enjoy the specialty of Oyama, souvenir shops and Japanese hotels.

Scan here to view Google Map.

📍 Oyama, Isehara City



2




Oyama Afuri Shrine Shimosha

It is said that this shrine was founded about 2200 years ago. The view from Oyama Afuri Shrine is introduced as a mark of two stars in the Michelin Green Guide Japan.

Scan here to view Google Map.

📍 12 Oyama, Isehara City
<http://www.afuri.or.jp>



5



Oyama-dera Temple

Oyama-dera Temple was founded in 755, and it's famous for autumn leaves. You can experience "pottery throwing" for warding off evil here. It is said that if the thrown pottery passes through the fortune ring that has a diameter of 2.5cm, good fortune will come to you.

Scan here to view Google Map.

📍 724 Oyama, Isehara City
<http://www.oyamadera.jp>



Mini-column

Tasty "Oyama tofu" made using fresh water



The approach running from the foot of Mt. Oyama to Afuri Shrine is lined with restaurants and souvenir stores. Among the stores, one of the most famous is "Oyama tofu", which is made using pure fresh water. You can eat the tofu on the spot or enjoy it as a course menu at a restaurant.

Scan here to view the website.

🌐 <http://www.isehara-kanko.com/>
 (Isehara Tourist Association)



Gourmet culture in Odawara

Odawara has been prosperous as a castle town since the Age of Civil Wars. You can enjoy fresh seafood, Kamaboko, the specialty of Odawara and Oden as well as historical buildings in Odawara.



3



Seikan-tei

Seikan-tei is a sukiya-style of building built in 1906. You can see excellent designs such as sliding screens with paintings and wickerwork ceilings in the building. You can get the whole view of the Sagami Bay and Mt. Hakone on sunny days.

1-5-73 Minamicho, Odawara City
11:00-16:00. Closed on Tuesdays.
<http://www.city.odawara.kanagawa.jp.e.aez.hp.transer.com/public-i/facilities/seikan-tei/top-2012.html>

Scan here to view Google Map.



4



Odawara Castle

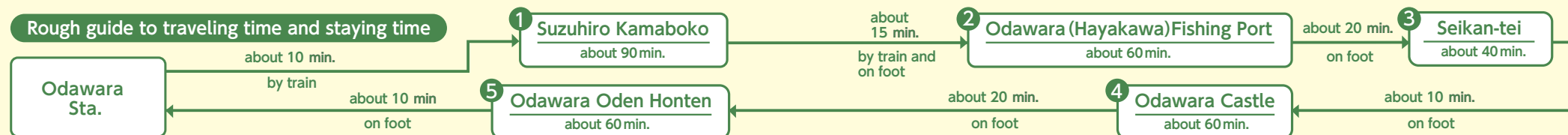
You can call the castle the symbol of Odawara, a historic castle town. You can get the whole view of the Sagami Bay on the highest floor. In addition, you can have an experience of ninja and try Japanese armor and swords in the park. It's famous for beautiful cherry blossoms and hydrangeas.

6-1 Jonai, Odawara City
9:00-17:00 (Last entry: 16:30)
<https://odawaracastle.com/>

Scan here to view Google Map.



Rough guide to traveling time and staying time



1



Suzuhiro Kamaboko

"Suzuhiro Kamaboko" is a long-established store of Kamaboko, which is a specialty of Odawara. You can also experience making Kamaboko and Chikuwa *Experience of making Kamaboko and Chikuwa needs reservations in advance.

245 Kazamatsuri, Odawara City
9:00-18:00
<https://www.kamaboko.com/en/>

Scan here to view Google Map.



2



Odawara (Hayakawa) Fishing Port

It's a fish port in the Sagami Bay. Morning markets are held on the 4th Saturday every month, so you can buy fresh fish there. At the nearby "Fish Street", you can enjoy fresh fish dishes.

1-10-1 Hayakawa, Odawara City

Scan here to view Google Map.



5



Odawara Oden Honten

You can savor Oden, a specialty of Odawara in this store. More than 40 types of Oden's ingredients from 13 long-established stores in Odawara are available in this store. The store renovated from an old house has a Japanese taste.

3-11-30 Hamacho, Odawara City
11:30-21:00. Closed at 14:00-16:00
Only lunch for Mondays.
<https://odawaraoden.com/>

Scan here to view Google Map.



Mini-column

The place famous for autumn leaves and the superb view of Mt. Fuji.

Oiso Joyama Park

The park filled with the atmosphere of Japan. It was built using the secondary residence of the old Mitsui Zaibatsu. The observation deck commanding Mt. Fuji, "Joyama-an", a tea-ceremony house, a hometown museum, etc. are scattered in the park. You can enjoy the scenery of a beautiful Japanese garden at Yoshida Shigeru's Former Residence.



551-1 Kokufuhongo, Oisomachi, Naka-gun
9:00-17:00 (Last entry: 16:45)
<http://www.kanagawa-park.or.jp/oisojoyama/>

Scan here to view Google Map.



Enjoy the history and nature of Hakone

The scenery of Mt. Fuji or Lake Ashi is stunning! You can imagine the feelings of travelers in ancient times in this course.



3



Hakone Old Road (Stone Pavement)

The road to go over Hakone was called Hakone Hachiri in the Edo period. It's a mountainous road with many steep slopes, and it was paved with stone because it was a muddy road. How about enjoying strolling around the road, seeing the remnants of old days?

📍 Hatajuku, Hakonemachi, Ashigarashimo-gun



4



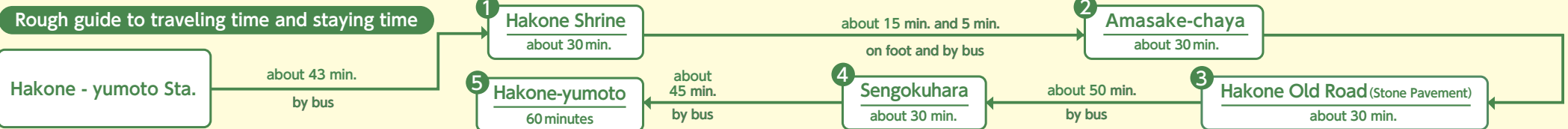
Sengokuhara

Sengokuhara is Japanese pampas grass field that spreads on the slope of Mt. Daigatake. The grass field turns to be beautiful golden-yellow in September - November. You can see the splendid scenery of mountains such as Mt. Kintoki, Marudake, and Otome Pass from the grass field.

📍 Sengokuhara, Hakonemachi, Ashigarashimo-gun



Rough guide to traveling time and staying time



1



Hakone Shrine

This shrine is located at the foot of Mt. Hakone, the base of mountain worship and by Lake Ashi. Go along the approach of the shrine surrounded by the cedar avenue, and you will find the main shrine. The big red "Peace Torii" standing by the lake is also the highlight.

📍 80-1 Motohakone, Hakonemachi, Ashigarashimo-gun
🕒 Admission free
🌐 <http://hakonejinja.or.jp/>



2



Amasake-chaya

The teahouse that has been there since the Edo period when people traveled on foot. How about trying the specialties, "Amasake" and "Strength-giving rice cakes (Mochi)" that have been popular since the Edo period?

📍 395-1 Futakoyama, Hatajuku, Hakonemachi, Ashigarashimo-gun
🕒 7:00-17:30
🌐 <http://www.amasake-chaya.jp/>



5



Hakone-yumoto

The gateway to Hakone where many hot-spring hotels gather. There are also hot-spring institutions for a day trip, souvenir shops of "Yosegi Zaiku (wood mozaic)", and kimono rental shops. You can enjoy various kinds of dishes such as soba and tofu that are specialties of Hakone here.

📍 Yumoto, Hakonemachi, Ashigarashimo-gun



Mini-column

The Museum with a great view of Mt. Fuji

📍 Narukawa Art Museum



An art museum that specializes in Japanese paintings. The museum houses a collection of 4,000 pieces of modern Japanese paintings. You can enjoy a superb view of Lake Ashi and Mt. Fuji at the glass-sided observation lounge and café.

📍 570 Motohakone, Hakonemachi, Ashigarashimo-gun
🕒 9:00-17:00
🌐 <http://www.narukawamuseum.co.jp/en/>



Explore the art world in Hakone using fun vehicles

You can explore the great nature and art world of Hakone in this course. Hakone Tozan Railway and the Pleasure Cruiser are also popular.



3



Hakone Ropeway

The ropeway that connects 4km-distance between Sounzan and Togendai near the Lake Ashi. You can see Mt. Fuji and the volcanic smoke of Owakudani, and enjoy the superb view of the Lake Ashi.

📍 Sounzan Station: 1300 Gora, Hakonemachi, Ashigarashimo-gun
🕒 9:00-17:00, 9:00-16:15 (winter season)
🌐 <https://www.hakoneropeway.co.jp/foreign/en/>

Scan here to view the website.



4



Owakudani

The eruption traces of the Kamiyama crater made during the last explosion of the Hakone volcano about 3000 years ago. White smoke rises from the volcano on the desolate ground, and you can feel the power of volcanic activities.

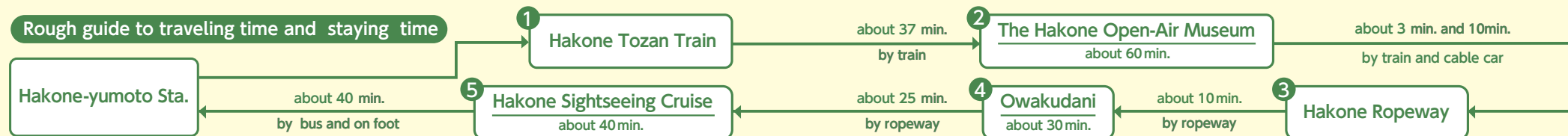
📍 1251 Sengokuhara, Hakonemachi, Ashigarashimo-gun
🕒 Admission free
🌐 http://www.owakudani.com/index_e

Scan here to view Google Map.



[Caution] Due to the status of the eruption of Owakudani, entering into Owakudani has been prohibited and the ropeway has been out of service since May, 2019. There is an alternative bus service operation. For the latest status, please check the website.

Rough guide to traveling time and staying time



1



Hakone Tozan Train

The steep grade railway running from Hakone Yumoto to Gora. The trains go up the steep grade railway in zigzags. You can enjoy cherry blossoms in April, hydrangeas in June, autumn leaves at Hayakawa Bridge in fall, and a snowscape in winter.

📍 Hakone Yumoto Station/ 707-1 Shiroishita, Yumoto, Hakonemachi, Ashigarashimo-gun
🌐 <https://www.hakone-tozan.co.jp/en/>

Scan here to view the website.



2



The Hakone Open-Air Museum

The first open-air museum in Japan. Art works designed by Auguste Rodin, Henry Moore, Taro Okamoto, etc. are exhibited outdoors. Picasso Pavilion and indoor exhibits are also fascinating. There is also a footbath.

📍 1121 Ninotaira, Hakonemachi, Ashigarashimo-gun
🕒 9:00-17:00
🌐 <https://www.hakone-oam.or.jp/en/>

Scan here to view Google Map.



5



Hakone Sightseeing Cruise

Pirate ships operation in the Lake Ashi. The ships cruise from Togendai-ko to Hakone-machi-ko/Motohakone-ko in 25-40 minutes. The views seen from the ship are very beautiful, and the inside the ship can make people pleased.

📍 Togendai - ko : Hakonemachi, Ashigarashimo-gun
🕒 Around 9:30-17:00, and around 10:00-16:00 (winter season)
🌐 <https://www.hakone-kankosen.co.jp/foreign/en/>

Scan here to view the website.



Mini-column

Highlights are pottery and the garden

Hakone Museum Of Art



The museum exhibits the Japanese pottery collection from the Jomon period to the Edo period. There is also a moss garden decorated with moss and autumn leaves, so you can enjoy seasonal views there.

📍 1300 Gora, Hakonemachi, Ashigarashimo-gun
🕒 9:30-16:30, 9:30-16:00 (winter season). Closed on Thursdays
🌐 <http://www.moaart.or.jp/hakone/>

Scan here to view Google Map.



How to savor sake and beer

Local sake brewed in Kanagawa

Since Kanagawa has rich underground water coming from Mt. Tanzawa, sake brewing using the water has flourished there. There are 13 sake breweries in the Prefecture, and they make Japanese sake using a traditional method.



Sugidama



天青 (Tensei)

A sake brewer that was founded 140 years ago. They stick to making small amount of high-quality sake by hand. Tensei has 4 types of sake including Junmai Daiginjo. You can enjoy sake and dishes at the restaurant renovated from a sake brewery.

📍 [Kumazawa Shuzo] 7-10-7 Kagawa, Chigasaki City
🕒 Restaurant: 11:30-15:00 (Last entry: 14:00), 17:30-22:00 (Last entry: 20:00). Closed on third Tuesdays
🌐 <https://www.kumazawa.jp/>

Scan here to view Google Map.



松みどり (Matsumidori)

This sake brewery was founded in the Edo period and it has kept brewing sake using a traditional method for the last 200 years. They use local high-quality rice and pure water from Mt. Tanzawa, and carefully brew sake in every production process. The sake brewery tour is available in May-October (reservations required), and an English audio guide/accompanying guide also available.

📍 [Nakazawa Shuzo] 1875 Matsuda Soryo, Matsudamachi, Ashigarakami-gun

🕒 Shop: 10:00-16:00. No fixed holidays

🌐 <https://www.matsumidori.jp/>



Scan here to view Google Map.



いづみ橋 (Izumibashi)

This sake brewery has conducted all the processes of sake brewing from rice growing for sake brewing to rice harvesting since the late Edo period more than 150 years ago. The sake brewery tour is available on every Saturday throughout the year except for December (reservations required, charged and sake tasting included). You can taste the sake at the directly operated restaurant.

📍 [Izumibashi Shuzo] 5-5-1 Shimoimaizumi, Ebina City
🕒 Shop: 10:00-18:00. Closed on Sundays and national holidays (No holidays in December except the 31st).
🌐 <https://izumibashi.studio.design/en>

Scan here to view Google Map.



📍 [Koganei Shuzo] 769 Nanasawa, Atsugi City
🕒 Shop: 8:30-17:30. Closed on Saturdays and Sunday. National holidays (Sundays and national holidays in winter seasons)
🌐 <https://www.koganeishuzou.com/>

Scan here to view Google Map.



盛升 (Sakarimasu)

This long-established sake brewery was founded at the foot of the east Mt. Tanzawa. "Sakarimasu" is its flagship product that was carefully made using natural water from the mountain, and rice selected throughout Japan. Its Daiginjo has a fruity fragrance and smooth taste. You can enjoy it at the directly operated restaurant.

brewed in Kanagawa

Kanagawa's local beer

Local beer is brewed in many places in Kanagawa Prefecture. They carefully select the ingredients, and become carefully brewed beer brands. You can enjoy the unique taste of each brand.



Hakone Beer

Hakone's local beer is brewed with "Hakone 100-year water". It features the fine and rich taste. You can enjoy the beer with Hakone's specialty dishes at "Elennagosso", a directly-operated restaurant and cafe.

📍 [Village of Suzuhiro Kamaboko] 245 Kazamatsuri, Odawara City
🕒 11:00-17:00. Open all year round.
🌐 www.kamaboko.com/en/craft-beer/

Scan here to view Google Map.



Kamakura Beer

The craft beer is produced and sold at the only beer brewery in Kamakura. Kamakura beer won several awards such as the World Beer Award in Alt Beer in 2010. The global highly-rated beer has refined tastes that go well with dishes. Kamakura Beer has 7 types such as light "Moon" and mild "Flowers".

📍 [Kamakura Beer] 5-9-29 Omachi, Kamakura City
🕒 Shop: 10:00-17:00. Closed on Saturdays and Sunday, National holidays
🌐 <https://www.kamakura-beer.co.jp>

Scan here to view Google Map.



Drips of Tanzawa

Belgian-style craft beer is brewed using natural water from Mt. Tanzawa. The popular brand, "Drips of Tanzawa" has 3 types; Lager, White Ale and Honey Ale. You can enjoy the craft beer at "Lambic", a directly-operated restaurant.

📍 [Atsugi Beer] 2-12-36 Mizuhiki, Atsugi City
🕒 Restaurant: 12:00-13:30, 18:00-21:30 (Weekdays) 11:30-14:00, 17:30-21:30 (Saturdays)
Closed on Sundays and the first and third Mondays of every month
🌐 <http://www.atsugi.to/>

Scan here to view Google Map.



Yokohama Beer

The craft beer brewed in Yokohama, a port town. This brewery produces 4-country style beer; British, American, German and Czech. Yokohama Beer has various line-ups ranging from a smooth taste type to a strong personality type. You can enjoy the craft beer at "Umayo no Syokutaku", a directly-operated restaurant on the second floor of the brewery.

📍 [Yokohama Brewery] Yokohama Kannaijisho Bldg. 1F, 6-68-1 Sumiyoshicho, Naka-ku, Yokohama City
🕒 Restaurant: 11:30-15:00, 18:00-23:00 (Saturdays: 11:30-23:00, Sundays: 11:30-21:00). Open all year round.
🌐 <http://www.yokohamabeer.com/>

Scan here to view Google Map.



Kanagawa's Gourmet & Souvenirs

There are various specialties and local special dishes in Kanagawa that has rich nature and historical cultures. We will introduce dishes that use delicious food gathered from the sea and mountains, and recommended souvenirs for the memory of a trip here.

|| Misaki Tuna

Misaki has a fishing port that has one of the largest catches of tuna. You can enjoy sashimi, sushi and a tuna bowl there. You can enjoy various kinds of tuna dishes in the Japanese-style building.

📍 [Sushi Kappou Hougyo]
50-3 Shimomiyada, Hassemachi, Miura City
🕒 11:00-21:00
🌐 <https://hougyo.com/hougyo/>

Scan here to view Google Map.



|| Shumai, steamed meat dumplings in Yokohama

Yokohama has a China town, but Shumai is one of the most popular Chinese dishes. Triggered by the sales of Shumai at the platform of Yokohama Station, Shumai became one of Yokohama's specialties.

📍 [Kiyoken Main Store] 2-13-12 Takashima, Nishi-ku, Yokohama City
🕒 9:00-21:00
🌐 <https://www.kiyoken.com/>

Scan here to view Google Map.



|| Shirasu-don

The bowl of rice with shirasu (the young of sardines) freshly caught near the Sagami Bay on top. You can enjoy the bowl at a shirasu specialty store. Shirasu-don with two types of shirasu: fresh shirasu and "Kamaage shirasu", freshly boiled shirasu is popular. In addition, there is a set meal with all kinds of shirasu.

📍 [Shirasuya] 2-10-13 Koshigoe, Kamakura City
🕒 11:00-22:00 Closed on Thursdays
No Shirasu during closed seasons for fishery from Jan. 1 to Mar. 10
🌐 <https://sea.ap.teacup.com/kanhama/537.html>

Scan here to view Google Map.



|| Iekei Ramen

The ramen originated in Yokohama. It's characterized by thick straight noodles in thick pork bone broth soy sauce soup. It started to be called Iekei (house-style ramen) because many ramen shops originated from Yoshimuraya, the founder named their shop "xx-ya (house)".

📍 [Yoshimuraya, the founder of Iekei ramen]
2-12-6 Minamisaikai, Nishi-ku, Yokohama City
🕒 11:00-22:00
🕒 Closed on Mondays (the following day if Monday is a national holiday)
🌐 <https://iekei.com/>

Scan here to view Google Map.



|| Kamakura's Japanese confectioneries

There are many Japanese fresh confectioneries stores in Kamakura, the old capital. You can enjoy the beautiful high-grade Japanese fresh confectioneries that represent seasonal flowers and confectioneries shaped like the symbols of Kamakura on the spot or take them out as a souvenir.

【Toshimaya】

📍 2-11-19 Komachi, Kamakura City
🕒 9:00-19:00 Closed on Wednesdays irregularly
🌐 <https://www.hato.co.jp/index.html>

Scan here to view Google Map.



|| Kamaboko from Odawara

Kamaboko is made from white fish, which is filleted, pounded into paste, put on a wooden board, and steamed. It was developed in Odawara, which has a lot of catches of fresh fish, and good quality water from Hakone water system, and it became a specialty. It is said that its origin lies in the late Edo period. It's popular as a souvenir from Odawara.

📍 [Suzuhiro Kamaboko Main Store]
245 Kazamatsuri, Odawara City
🕒 9:00-18:00 Open all year round
🌐 <https://www.kamaboko.com/en/>

Scan here to view Google Map.



What you can experience

in Kanagawa

There are various cultures based on the history and traditions in Kanagawa. We introduce tourist facilities where you can experience them. There are some tourist facilities whose events you can apply for on the website.

Experience making a Yosegi Zaiku (wood mozaic)

Try making a wooden art craft that looks like a puzzle!

Hakone Yosegi Zaiku (wooden mosaic work) is a traditional craftwork that has continued since the Edo period. You can experience making a "secret box" with geometrical patterns that utilize the natural colors of trees. The staff will explain how to make Yosegi Zaiku in English. (The time required: about 40 minutes)

📍 [Hakone Maruyama Inc.]
17 Hakone, Hakonemachi, Ashigarashi mo-gun
🕒 10:00-15:00 Need to be confirmed.
🌐 <https://www.hakonemaruyama.com>



Scan here to view Google Map.

Experience making a Hanko stamp

You can make your own "Hanko", Japanese-style stamp!

"Kamakura Hanko" that uses materials blessed by a priest at a shrine in Kamakura is said to be an auspicious stamp. You can design your stamp by changing the alphabets of foreign names to kanji. How about making your original stamp by changing the transtating your name into kanji characters? (The time required: about 30 minutes)

📍 [Kamakura Hanko] 5-6 Onarimachi, Kamakura City
🕒 10:30 - 18:30 Closed on Tuesdays and Wednesdays.
There are some irregular holidays.
🌐 <https://kamakurahanko-japanese-seal.com>



Scan here to view Google Map.



Factory night scenery tour

Enjoy seeing Japanese industrial heritage at night cruising!

The Keihin Industrial Region facing the Tokyo Bay is the region that has supported Japanese industry. Especially, Kawasaki is crowded with factories, so the lighting of the plants is very impressive like a SF movie. The tour to cruise around the canal is popular. (The time required: about 3 hours)

📍 [Cruising to enjoy Kawasaki factory night scenery on a houseboat (Chohachi Kaiun)] Kawasaki-ku, Kawasaki City
🕒 Operated every day in June-November. Operated on the second and fourth Saturdays of a month in December-May. Closed on Saturdays (Jun. - Nov.) The second and fourth Saturdays (Dec.- May) The second and fourth Saturdays (Dec. - May)
🌐 https://www.tabione.com/en/factory_cruise/



Scan here to view the website.

Experience dressing kimono

You can stroll around a town in Kamakura wearing kimono!

Don't you think you want to put a kimono, Japanese traditional clothes on? There are some kimono rental stores in Kamakura, the old capital, and anyone can try it on. Don't worry about putting it on because the store staff will help you.

📍 [Kimono Rental wargo]
1-5-13, Komachi, Kamakura City
🕒 9:00~18:00
🌐 <https://kyotokimono-rental.com/en/access/kamakura-area/kamakura>



Scan here to view Google Map.



Experience zazen practice

You can experience zazen practice and touch the world of Buddhism.

Zazen is one of Buddhist monks' ascetic practices done at zen temples. You can find true self by sitting quietly and attaining a perfect serenity of mind. (The time required: about 1 hour)

📍 [Kenchoji Temple]
8 Yamanouchi, Kamakura City
🕒 Opening hours: 8:30-16:30
Open all year round
(See the website to check the schedule of experience)
🌐 <https://www.kenchoji.com/>

Scan here to view Google Map.



Experience Shukubo (lodging at a temple)

Shukubo, a lodging at a temple used when going to worship

There are many Shukubo, lodgings at temples in Oyama many worshippers have visited since the Edo period, so you can stay there, thinking about the feelings of the worshippers in those days. The lodgings have Japanese rooms and serve vegetarian dishes that include their specialty, tofu. You can fully experience the Japanese tastes.

📍 [Tougakubou] 437 Oyama, Isehara City
🕒 Open all year round
Closed on Mondays and Tuesdays
🌐 <https://www.tougakubou.com/en/>

Scan here to view Google Map.



To enjoy your trip more

Tokyo Day Trip - Kanagawa Travel Info -



Plan your trip with the official Kanagawa tourism website, "Tokyo Day Trip"! You can get valuable information on transit passes and coupons, as well as attractive destinations and recommended itineraries. Organize your favorite spots and create the perfect itinerary with our "Trip Planner". We support multiple languages such as English, French, Chinese and so on. When you visit Kanagawa, please check out "Tokyo Day Trip" website!

<https://trip.pref.kanagawa.jp>

Scan here to view the website.



Things to do in Kanagawa

Discuss your interests with the guide of your choice, so they can cook up an itinerary custom-made for you!

<https://huber-japan.com/chat/tabishin-dan?type=kanagawa>

Scan here to view the website.



Just 3 step!



Answer the trip questionnaire & get draft plans from locals

Discuss your favorite draft plans & arrange your journey details

Once you're all set, Tomodachi Guide will take you there



Volunteer Guides



KSGG is a volunteer organization that provides tour guide for foreign tourists, centering on Kamakura and Yokohama areas.

<http://volunteerguide-ksgg.jp/>

Scan here to view the website.



Corresponding areas

Kamakura, Enoshima, Yokohama, Kawasaki, etc. (Discussion needed for areas in Kanagawa Prefecture other than Odawara and Hakone)

Available languages

English, French, German, Spanish, Chinese, Italian, Korean and Thai

Method for requesting

The application form on the website

Deadline for Requesting

More than 2 weeks before the date you request for a tour guide.

Necessary expenses

Tour guide fee is free of charge, the following expenses of guide(s) will be charged.

- 1) Travel expenses (max 2,000yen/guide) to/from the place where the guide meets you and his/her residence.
- 2) Admission fees to temples, shrines, museums, etc.
- 3) Transportation charges during the services.
- 4) Lunch (only when the tour involves lunch time)
- 5) Other actual tour-related expenses, if any.



OHSGG is a volunteer organization that provides tour guide for foreign tourists, centering on Odawara and Hakone areas.

<http://www.ohsgg.com/>

Scan here to view the website.



Corresponding areas

Odawara / Hakone, and the surrounding area

Available languages

English, French, Spanish, Chinese, Italian, and Korean

Method for requesting

The application form on the website

Deadline for Requesting

More than 2 weeks before the date you request for a tour guide.

Necessary expenses

Tour guide fee is free of charge, the following expenses of guide(s) will be charged.

- 1) Travel expenses (max 2,000yen/guide) to/from the place where the guide meets you and his/her residence.
- 2) Admission fees to temples, shrines, museums, etc.
- 3) Transportation charges during the services.
- 4) Lunch (only when the tour involves lunch time)
- 5) Other actual tour-related expenses, if any.